

# Open DVD Ripper:Mac

EXCELLENT DVD RIP SOFTWARE FOR MAC OS

Rip DVD movies to various video and audio formats with high quality on Mac OS.

» Click here to learn more

## Overview



**Open DVD Ripper for Mac** is a powerful DVD ripping tool for Mac OS which can realize nearly all the functions of Open DVD ripper on Mac OS with its intuitive interface and high ripping speed. If you are a movie fan and fond of watching movies freely on many popular devices, it will be the best choice for you to decrypt and rip DVD movies to various formats suitable for iPod, iPhone, iPad, Android, Android Pad, Animation, Apple TV, BlackBerry etc.

Open DVD Ripper for Mac can help you rip your favorite DVD movies without any quality loss, and you can have customized choices such as selecting the titles you like, choosing the subtitles and audio at will, previewing the chapters you chose and controlling over the settings for most output parameters on Mac Operating System. It is the combination of powerful functions and simple operation.

(For more information, please visit [www.open-dvd-ripper.com/dvd-ripper-mac.html](http://www.open-dvd-ripper.com/dvd-ripper-mac.html))

# Open DVD Ripper:Mac

EXCELLENT DVD RIP SOFTWARE FOR MAC OS

Rip DVD movies to various video and audio formats with high quality on Mac OS.

➤ [Click here to learn more](#)

## Features

### Supports multiple media formats and devices

- **Video Formats:** AVI, MPEG-1/MPEG-2, MP4, H264, 3GP, ASF, DVD, MKV, MOV, HD AVI, HD ASF, HD DivX, HD H.264, HD WMV, HD MKV, HD MOV, HD MPEG4, HD MPEG2-TS/PS, HD XviD.
- **Audio Formats:** MP2, MP3, DTS, WAV, AIFF, WMA, M4A, OGG, RA, SUN AU, APE, FLAC, ALAC and many other audio formats on Mac.
- **Devices:** Open DVD Ripper for Mac supports Android, Android Pad, Animation, Apple TV, BlackBerry, iPad, iPhone, iPod, Mobile Phone, Nokia, PlayStation, Portable Multimedia, Web Video, Wii and NDS, Windows Phone, Xbox360.

### Personalized ripping process

- **Select chapters**

You can choose your favorite movie chapters to rip, and select subtitles and audio tracks for the chapters.

- **Set output parameters freely**

You can feel free to change codec, bitrate, size, frame rate, aspect ratio, channels, and volume parameters to influence the output spent-time, file size and quality of the movie.

- **Preview the ripping segments**

You can preview your favorite clips when it is ripping, during this period of time, you can know the details about what you are ripping, such as the picture quality, the sound, the conversion process etc.

- **Efficient and convenient ripping process.**

### Powerful technology support

- **Removes various protections**

Open DVD Ripper for Mac, with its powerful technology support and superb decryption technology, can remove multiple disc protections such as CSS-encrypted, Region-protected and Sony ARCCOS protection. Thus, you can feel free to convert your DVD movies to your preferred formats.

- **High speed and excellent ripping quality**

Open DVD Ripper for Mac, with its powerful technology, makes the decryption more efficiently and achieves much higher ripping speed than other DVD rippers, meanwhile, you can enjoy the perfect quality the same as the original one.

- **Supports latest DVD movies**

You can rip most newly released DVD movies and enjoy them anywhere anytime.

### **Other functions of Open DVD Ripper for Mac**

- **Simple interface**

The easy-to-use interface makes users enjoy simple and quick conversion. Just a few clicks can finish the whole converting process.

- **Rips ISO files to many formats with high quality.**
- **Rips the whole movie or the main movie.**

(For more information, please visit [www.open-dvd-ripper.com/dvd-ripper-mac.html](http://www.open-dvd-ripper.com/dvd-ripper-mac.html))

# Open DVD Ripper:Mac

EXCELLENT DVD RIP SOFTWARE FOR MAC OS

Rip DVD movies to various video and audio formats with high quality on Mac OS.

» Click here to learn more

## Main Interface



1. **Close:** Closes Open DVD Ripper for Mac.
2. **Minimize:** Minimizes Open DVD Ripper for Mac to the icon tray.
3. **Help:** Opens the "Help" file.
4. **About:** Opens the "About" window.
5. **Register:** Enter your registration code and Email address to finish the registration.
6. **Buy:** Buy Open DVD Ripper for Mac.
7. **Setup:** Enters the "Settings" window.
8. **Select a source drive:** Choose your source DVD disc to convert.
9. **Open HDD movie:** Click on the folder and there will be two options for you to choose. You can select either a DVD movie or an ISO file on the hard disk to rip.
10. **DVD info:** Displays the basic information of the source DVD disc.

**11. Customized Titles, Audios and Subtitles:** Click to open the "Customized movie ripping setup" window and choose the title(s), audio(s), and subtitle(s) you want to rip.

**12. Next:** Click to enter the next interface.

**13. Back:** Click to back to the previous interface. (This button is unavailable in the main interface.)

(For more information, please visit [www.open-dvd-ripper.com/dvd-ripper-mac.html](http://www.open-dvd-ripper.com/dvd-ripper-mac.html))



# Open DVD Ripper:Mac

EXCELLENT DVD RIP SOFTWARE FOR MAC OS

Rip DVD movies to various video and audio formats with high quality on Mac OS.

[Click here to learn more](#)

## Profile Details

This interface enables you to choose the target format of your video file, and adjust its video and audio profile at will.

### Select the format





After you selected the target device and its compatible format, its corresponding video and audio profiles will be displayed like the following interface.



### Adjust the profile

The adjustment of the factory define profile is just temporary. It will back to default when you select it next time.

#### Video

**Codec:** Choose the video codec of your target file. H264, Xvid, and MPEG4 are recommended.

**Bitrate (kbps):** The amount of bits stored per second in a recording, the bigger the number is, the better the quality of playback will be.

**Size (pixel):** Set the width and height of the target file.

**Frame rate:** The number of pictures included per second, the bigger the number is, the better the quality of playback will be.

**Aspect ratio:** Change the aspect ratio of the target file.

## Audio

**Codec:** Select the audio codec of your target file.

**Bitrate (kbps):** The amount of bits stored per second in a recording, the bigger the number is, the better the quality of playback will be.

**Sample rate:** Define the number of samples per second, the bigger the number is, the better the quality of playback will be.

**Channels:** Three selectable channels: 1 channel (Mono), 2 channels (Stereo), and 5.1 channel.

**Volume:** Change the sound volume of the target file. 100% is just the same as the original.

(For more information, please visit [www.open-dvd-ripper.com/dvd-ripper-mac.html](http://www.open-dvd-ripper.com/dvd-ripper-mac.html))



# Open DVD Ripper:Mac

EXCELLENT DVD RIP SOFTWARE FOR MAC OS

Rip DVD movies to various video and audio formats with high quality on Mac OS.

[Click here to learn more](#)

## Menu Bar

### Open DVD Ripper for Mac Menu



#### 1. Import register key file

Manually imports a register key file to Open DVD Ripper for Mac.

#### 2. Export Program Log file

Exports Open DVD Ripper for Mac's log file. You may need this function when you encounter a problem.

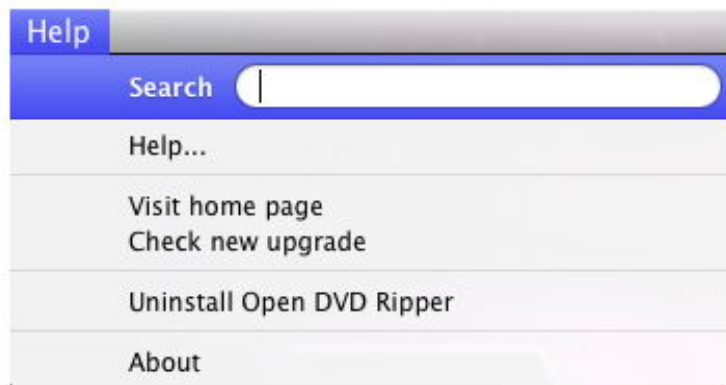
#### 3. Open the output folder

Opens the output folder of the video files.

#### 4. Open the program log

Opens the program log file.

## Help Menu



### **1. Search**

You can search anything you want about Open DVD Ripper for Mac.

### **2. Help**

Opens the "Help" file.

### **3. Visit home page**

Opens the home page of Open DVD Ripper for Mac at [www.open-dvd-ripper.com/dvd-ripper-mac.html](http://www.open-dvd-ripper.com/dvd-ripper-mac.html)

### **4. Check new upgrade**

Checks whether your current version is the latest one.

### **5. Uninstall Open DVD Ripper**

Removes Open DVD Ripper for Mac from your computer.

### **6. About**

Opens the "About" window.

(For more information, please visit [www.open-dvd-ripper.com/dvd-ripper-mac.html](http://www.open-dvd-ripper.com/dvd-ripper-mac.html))

# Open DVD Ripper:Mac

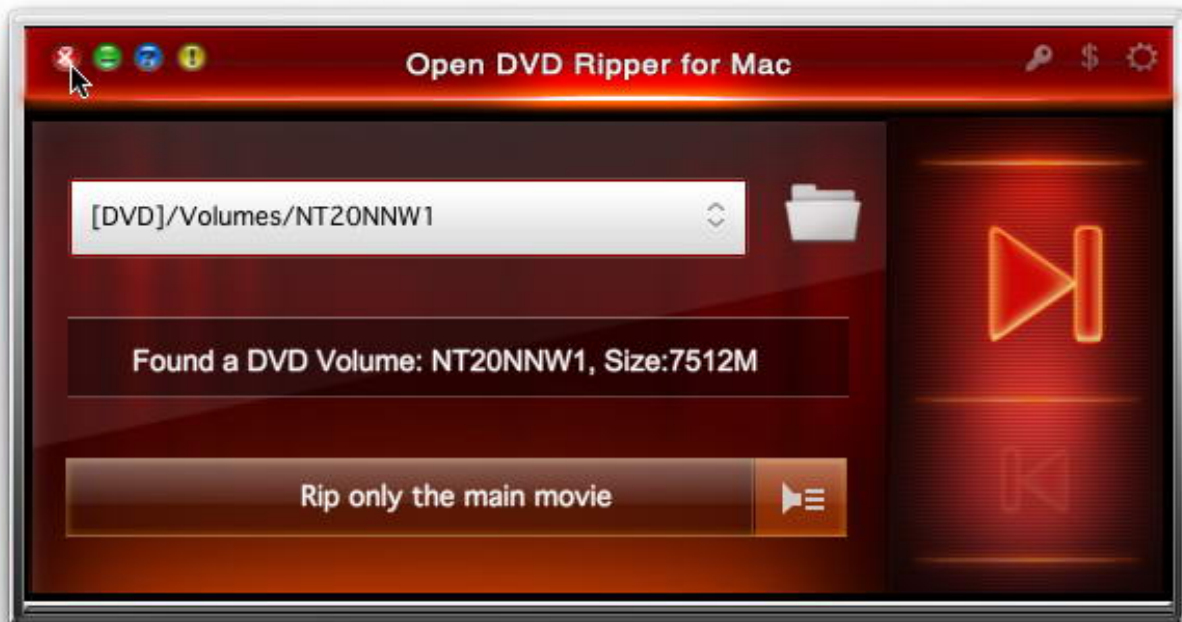
EXCELLENT DVD RIP SOFTWARE FOR MAC OS

Rip DVD movies to various video and audio formats with high quality on Mac OS.

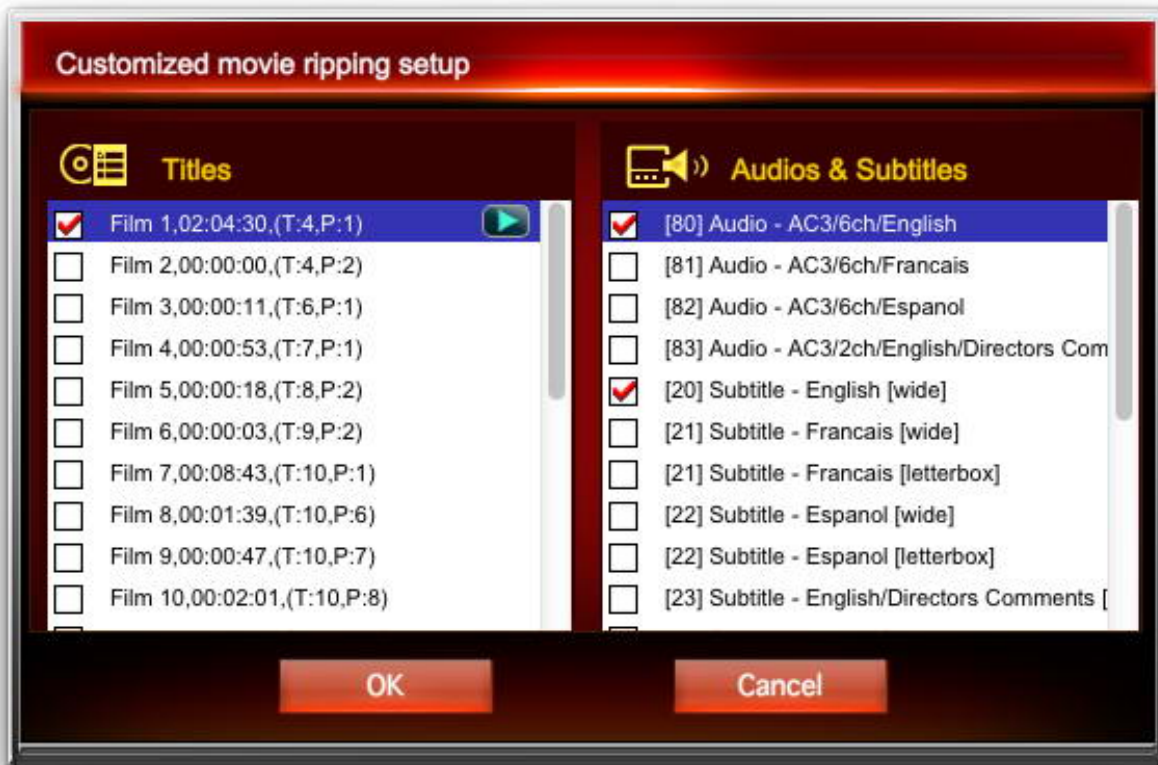
» Click here to learn more

## How to convert DVD movies on Mac OS?

**Step 1:** Insert the source DVD disc into the drive and run Open DVD Ripper for Mac.



**Step 2:** Select your desired titles, audios and subtitles to rip.



If you select a title, an icon with a green playback button will appear. Click on the icon to preview the movie title you selected.



**Note:** The default setting is to rip only the main movie. If you want to rip only the main movie, simply click on the "Next" button on Step 1's interface to proceed the ripping process by overleaping Step 2.

**Step 3:** Select your target format of the video file and adjust its corresponding video and audio profile, then click on the "Next" button.



**Step 4:** Affirm the ripping configuration including the saving path, the source DVD info, the ripping titles, video codec parameters etc. Make sure all the information is correct and click on the "Start" button to begin the ripping.



**Step 5:** It will scan the disc first and then begin the ripping. Now it is in the process of ripping. During the ripping, the converted size, the ripping percentage and the time will be displayed on the window and you can also click on the "Show Logs" button to view the ripping logs.





**Step 6:** Completed! You can click on "Finish" to back to the main interface or click on "Explorer" to view the file folder where your converted videos are stored.



**Note:** If you want to abort the ripping, click on the "Cancel" button and the following interface will appear. Click on "Finish" to back to the main interface or click on "Explorer" to view the file folder where your converted videos are stored.





(For more information, please visit [www.open-dvd-ripper.com/dvd-ripper-mac.html](http://www.open-dvd-ripper.com/dvd-ripper-mac.html))

# Open DVD Ripper:Mac

EXCELLENT DVD RIP SOFTWARE FOR MAC OS

Rip DVD movies to various video and audio formats with high quality on Mac OS.

» Click here to learn more

## Settings



### Default output path:

Displays the default output path of the converted video file. There always exists a saving path in the default state.

### Browse:

Click on the folder to browse other saving paths for the converted video file in addition to the default one.

### Read disc IO:

Two options of read disc IO are available: File IO or Direct IO. The default option is File IO.

### Enable/Disable Smart analyzer

Choose to enable or disable the Smart analyzer. The default setting is in the "Enable" state.

**Enable/Disable DVD Subtitle:**

Choose to enable or disable the DVD subtitle. The default setting is in the "Enable" state.

**OK:**

Click to save your previous settings and exit the "Settings" window.

**Cancel:**

Click to exit the "Settings" window without saving your previous settings.

(For more information, please visit [www.open-dvd-ripper.com/dvd-ripper-mac.html](http://www.open-dvd-ripper.com/dvd-ripper-mac.html))

# Open DVD Ripper:Mac

EXCELLENT DVD RIP SOFTWARE FOR MAC OS

Rip DVD movies to various video and audio formats with high quality on Mac OS.

» Click here to learn more

## Order



**Open DVD Ripper for Mac** is a powerful DVD ripping tool for Mac OS which can realize nearly all the functions of Open DVD ripper on Mac OS with its intuitive interface and high ripping speed. If you are a movie fan and fond of watching movies freely on many popular devices, it will be the best choice for you to decrypt and rip DVD movies to various formats suitable for iPod, iPhone, iPad, Android, Android Pad, Animation, Apple TV, BlackBerry etc.

BUY NOW

DOWNLOAD

(For more information, please visit [www.open-dvd-ripper.com/order.html](http://www.open-dvd-ripper.com/order.html))

Copyright © 2002-2012 by OpenCloner Inc.. All rights Reserved

# Open DVD Ripper:Mac

EXCELLENT DVD RIP SOFTWARE FOR MAC OS

Rip DVD movies to various video and audio formats with high quality on Mac OS.

» Click here to learn more

## Register

If you have purchased Open DVD Ripper for Mac, you will receive an order confirmation Email containing the registration code. Enter your registration code and Email address exactly and click on the "OK" button, then you can register Open DVD Ripper for Mac successfully.

If you haven't purchased Open DVD Ripper for Mac, click on the "Buy" button to enter the purchase page. After the payment, you will receive an order confirmation Email containing the registration code. Then do as the above steps to register Open DVD Ripper for Mac. If you encounter any problem during the registration process, please contact our [support team](#).



Register (Machine ID: 4480020D)

 Make sure your computer is connected to the Internet. Then enter your Register Code and Email address, which can be found in the order confirmation email

Server:

Code:

Email:

### Money back guarantee:

We provide a 30-day unconditional money back guarantee to all new users.





# Open DVD Ripper:Mac

EXCELLENT DVD RIP SOFTWARE FOR MAC OS

Rip DVD movies to various video and audio formats with high quality on Mac OS.

» Click here to learn more

## Upgrade

Open DVD Ripper for Mac will check version update periodically. If there is a new version available, an information window will pop up automatically and show the information about the new version and the latest news when you run Open DVD Ripper for Mac. If there is no new version, the information window will not pop up.

If you want to know whether your current version is the latest one, please enter the "About" window and click on "Check upgrade".



You can also visit our site at [www.open-dvd-ripper.com/dvd-ripper-mac.html](http://www.open-dvd-ripper.com/dvd-ripper-mac.html) to learn the latest information about Open DVD Ripper for Mac.



# Open DVD Ripper:Mac

EXCELLENT DVD RIP SOFTWARE FOR MAC OS

Rip DVD movies to various video and audio formats with high quality on Mac OS.

» Click here to learn more

## Support

If you encounter any problem while using Open DVD Ripper for Mac, please do not hesitate to contact us via one of the following methods:

### Support center

A banner for the Open DVD Ripper for Mac Support center. On the left is a small image of the software box. The background is dark red with a film strip graphic. The text "Create tickets to contact us." is in white. Below it, "Open DVD Ripper for Mac Support" is written in large white letters. At the bottom right is a red button with the text "CLICK HERE" in white.

Create tickets to contact us.  
**Open DVD Ripper for Mac Support**  
[CLICK HERE](#)

If you encounter any problem during the use of our product, we suggest that you look them up in our [FAQs](#) first. If you can't find a solution there, please do not hesitate to create a ticket through our [Ticket System](#).

### Email service

If you encounter any problem during the use of Open DVD Ripper for Mac, please feel free to send an Email to: [open-dvd-ripper-mac@dvd-cloner.com](mailto:open-dvd-ripper-mac@dvd-cloner.com) for help.

## Sales and marketing

If you are interested in online order and our affiliate program, please feel free to contact us at [affiliate-admin@opencloner.com](mailto:affiliate-admin@opencloner.com)

# Open DVD Ripper:Mac

EXCELLENT DVD RIP SOFTWARE FOR MAC OS

Rip DVD movies to various video and audio formats with high quality on Mac OS.

» Click here to learn more

## FAQ

(For more information, please visit [www.open-dvd-ripper.com/faq.html](http://www.open-dvd-ripper.com/faq.html))

### General Questions

#### 1.1 What is Open DVD Ripper for Mac?

Open DVD Ripper for Mac is a powerful DVD ripping tool for Mac OS which can realize nearly all the functions of Open DVD ripper on Mac OS with its intuitive interface and high ripping speed. If you are a movie fan and fond of watching movies freely on many popular devices, it will be the best choice for you to decrypt and rip DVD movies to various formats suitable for iPod, iPhone, iPad, Android, Android Pad, Animation, Apple TV, BlackBerry etc.

Open DVD Ripper for Mac can help you rip your favorite DVD movies without any quality loss, and you can have customized choices such as selecting the titles you like, choosing the subtitles and audio at will, previewing the chapters you chose and controlling over the settings for most output parameters on Mac Operating System. It is the combination of powerful functions and simple operation.

#### 1.2 What are the main features of Open DVD Ripper for Mac?

- Supports most of the newly released DVD movies.
- Supports multiple media formats and devices.
- Converts ISO files to many multimedia formats with high quality.
- Rips diversified chapters simultaneously.
- Rips the whole movie or the main movie.
- Previews the movie clips you want to rip.
- High speed and excellent ripping quality.
- Removes various protections.
- Efficient and convenient ripping process.
- Set output parameters freely.
- Select your favorite chapters to rip.

#### 1.3 What kind of video and audio formats can the Open DVD Ripper for Mac convert to?

Open DVD Ripper for Mac can rip DVD files to various video formats such as AVI, MPEG-1/ MPEG-2, MP4, H264, 3GPP, ASF, DVD, MKV, MOV, HD AVI, HD ASF, HD DivX, HD H.264, HD WMV, HD MKV, HD MOV, HD MPEG4, HD MPEG2-TS/PS, HD XviD and audio formats such as MP2, MP3, DTS, WAV, AIFF, WMA, M4A, OGG, RA, SUN AU, APE, FLAC, ALAC and many other audio formats on Mac.

#### 1.4 What kind of devices can the Open DVD Ripper for Mac support?

Open DVD Ripper for Mac supports Android, Android Pad, Animation, Apple TV, BlackBerry, iPad, iPhone, iPod, Mobile Phone, Nokia, PlayStation, Portable Multimedia, Web Video, Wii and NDS, Windows Phone, Xbox360.

### Technical Questions

#### 2.1 How to rip movies with Open DVD Ripper for Mac on Mac OS?

Step 1: Insert the source DVD disc into the drive and run Open DVD Ripper for Mac.  
Step 2: Select your desired titles, audios and subtitles to rip.  
Step 3: Select your target format of the video file and adjust its corresponding video and audio profile, then click on the "Next" button.  
Step 4: Affirm the ripping configuration and click on the "Start" button to begin the ripping.  
Step 5: It starts to rip the disc.  
Step 6: Completed!


#### 2.2 Can Open DVD Ripper for Mac remove various protections?

Yes, Open DVD Ripper for Mac, with its powerful technology support and superb decryption technology, can remove multiple disc protections such as CSS-encrypted, Region-protected and Sony ARCCOS protection. Thus, you can feel free to convert your DVD movies to your preferred formats.

#### 2.3 How can I know whether my device is compatible with the formats on your software?

Open DVD Ripper for Mac is a considerate ripping tool. After you choose the personalized titles, audios and subtitles, click on the "OK" button, and then click on the "Next" button, you



will see , click on it, you will see the devices and the formats it supports. Therefore, you can choose the format compatible with your device and feel relax to rip.

#### 2.4 Can I only rip the movie clips that I am interested in and choose subtitles and audio tracks for the clips?

Yes, the Open DVD Ripper for Mac has the customized movie ripping setup. You can feel free to rip your favorite clips, subtitles and audio tracks.

## 2.5 What about the ripping quality and speed of Open DVD Ripper for Mac?

You don't need to worry about this question, because Open DVD Ripper for Mac, with its powerful technology, makes the decryption more efficiently and achieves much higher ripping speed than other DVD rippers, meanwhile, you can enjoy the perfect quality the same as the original one.


## 2.6 Does Open DVD Ripper for Mac support the latest movies?

Of course, yes. You can rip most of the newly released DVD movies and enjoy them anywhere anytime.

## 2.7 Can the Open DVD Ripper for Mac convert ISO files?

Of course, yes. Open DVD Ripper for Mac can rip ISO files on hard disk to many multimedia formats with high quality.

## 2.8 Does the Open DVD Ripper for Mac have the preview feature?

Of course, it has. After you enter the "Customized movie ripping setup" window, you can see this icon , click on it, you can preview your favorite clips that is going to be ripped. During this period of time, you can know the details about what you are ripping, such as the picture quality, the sound and other movie effects.

## 2.9 How can I know whether it will be a useful ripping tool for me?

We offer free trial for you, thus you can know this software clearly. The trial version has partial function compared with the registered version. After trial, you will know whether it can satisfy your needs. It can rip one full movie for the first time, after that, you can only rip half of the whole movie, if you want to rip more movies, please register.

## 2.10 If I met some problems about your software, will you offer free technical support for me?

Yes, if you have any questions about the software and its operation, please feel free to contact us, we will offer satisfactory service for you. Our support team offers live chat for our customers from 18:00 to 02:00 PST, 19:00 to 03:00 MST, 20:00 to 04:00 CST, and 21:00 to 05:00 EST. We are available and ready to answer your questions earnestly and patiently at any time during these hours.



## 2.11 What are the system requirements of Open DVD Ripper for Mac?

Open DVD Ripper for Mac requires the system to be configured with the following equipments as a minimum:

- CPU: Intel
- Memory: 1G
- Free hard disk: 5G
- One DVD drive
- Mac OS X 10.5 or later

## Purchase & Register & Upgrade Questions

### 3.1 How to purchase Open DVD Ripper for Mac?

You can click [here](#) to purchase Open DVD Ripper for Mac simply. As soon as we receive your payment, we will send a confirmation Email containing the Registration Code and Email which you use to register within an hour.

If you have any questions about Open DVD Ripper for Mac's purchase, register and upgrade, don't hesitate to contact our [support team](#).

### 3.2 What can I do if I lose my registration information?

If you lost your registration code, please click [here](#) and we'll help you to retrieve it.

### 3.3 How to register Open DVD Ripper for Mac?

Run Open DVD Ripper for Mac, and the "About" window will pop up, then click on "OK", you will enter Registration window, enter your code and Email, then click on "OK".

### 3.4 How to check whether the Open DVD Ripper for Mac is the latest one?

If you want to know whether your current version is the latest one, please click on the "!" button on the main interface and the "About" window will appear. Then click "Check upgrade". You will see whether your Open DVD Ripper for Mac is the latest version.

# Open DVD Ripper:Mac

EXCELLENT DVD RIP SOFTWARE FOR MAC OS

Rip DVD movies to various video and audio formats with high quality on Mac OS.

» Click here to learn more

## System Requirements

- CPU: Intel
- Memory: 1G
- Free hard disk: 5G
- One DVD drive
- Mac OS X 10.5 or later

The information is also available [HERE](#).

# Open DVD Ripper:Mac

EXCELLENT DVD RIP SOFTWARE FOR MAC OS

Rip DVD movies to various video and audio formats with high quality on Mac OS.

» Click here to learn more

## Related Products

(For more information, please visit [www.opencloner.com](http://www.opencloner.com))

### DVD-Cloner



**DVD-Cloner 9** comes with its powerful functions and fire-new one-click interface to make DVD copy extraordinarily easy. Its all-round upgraded HST™ technology can decrypt all the DVD protections, and the optimized DVD reading speed enables you to copy a DVD movie just after a cup of coffee.

#### **DVD-Cloner 9's Key features:**

- Perfect 1:1 DVD Copy.
- Customized Copy.
- OET™ - Copy latest DVD movies.
- Supports the backup of latest Blu-ray movies.

#### **More Info**

### DVD-Cloner Platinum



**DVD-Cloner Platinum** is powerful DVD copy/conversion/burn software. It has all the features of DVD-Cloner plus the ability to convert all your DVD movies to iPod Nano, Classic and Touch.

**DVD-Cloner Platinum's Key features:**

- Perfect 1:1 DVD Copy.
- Backs up Blu-ray movies.
- Converts DVD movies to iPod compatible files.
- Directly transports DVD files from PC to iPod without iTunes!

**More Info**

**DVD-Cloner for Mac**



**DVD-Cloner for Mac 3** is the up-to-the-minute generation of the top DVD copy software for Mac worldwide. It enables you to copy/clone/burn DVD movies on Mac with lossless quality.

**DVD-Cloner for Mac 3's Key features:**

- Perfect 1:1 DVD copy for Mac.
- OET™ - copy latest DVD movies.
- Various customized copy modes.
- Much higher copy speed.

**More Info**

**iPod-Cloner**

**iPod-Cloner** is a one-click solution to convert all kinds of DVD to iPod compatible formats. Its built-in iPod Files Manager allows you to transport all files, including music, video, movies and TV shows directly from PC to iPod.



### **iPod-Cloner's Key features:**

- Directly transports DVD files from PC to iPod without iTunes!
- Supports the conversion of the latest DVD movies.
- Supports iPod Nano and Classic.
- Faster and easier to use (up to 400%).

### **More Info**

## **Open DVD ripper**



**Open DVD ripper 2** is a magical and smart tool for you to rip DVD movies with versatile functions and perfect output quality. This powerful DVD ripping tool allows you to rip DVD movies to many different video and audio formats.

### **Open DVD ripper 2's Key features:**

- Rips DVD to more video and audio formats.
- Supports more new media devices.
- Trims your preferred clips from the video file.
- Crops the unnecessary borders from the video screen.

### **More Info**

## **Stream-Cloner**

**Stream-Cloner** is an all-in-one leading stream downloader with powerful functions and fast speed. It allows you to download online movies, TV shows, flash and capture streaming video/audio whenever you want from the Internet.

### **Stream-Cloner's Key features:**



- Downloads online movies.
- Captures anything playing on your PC.
- Converts the finished files to various formats.
- Playback of the downloaded and captured video files directly.

#### **More Info**

### **Blue-Cloner**



**Blue-Cloner 3** is a one-click Blu-ray tool to make perfect Blu-ray copy faster and more easily. Its brand-new customized copy mode enables you to make Blu-ray backups according to your preferences.

#### **Blue-Cloner 3's Key features:**

- Perfect 1:1 Blu-ray copy.
- Movie-only copy.
- Movie complete copy.
- Split Blu-ray copy.
- Customized copy.
- Greatly increases the copy speed.

#### **More Info**

### **Blu-ray to DVD Pro**

**Blu-ray to DVD II Pro** is perfect Blu-ray converting software which allows you to copy Blu-ray movies to DVD or AVCHD with only one click. Its innovative HST™ Technology will make the Blu-ray to AVCHD conversion extremely fast, 500% faster than before.

#### **Blu-ray to DVD II Pro's Key features:**

- Copy Blu-ray to DVD(s).






- Copy Blu-ray to AVCHD.
- Perfect 1:1 copy.
- High burn speed.

#### [More Info](#)

## Open Blu-ray ripper



**Open Blu-ray ripper** is high-grade Blu-ray ripping and converting software. It gives you the freedom to convert the latest Blu-ray movies to a great variety of audio and video formats and enjoy the movies on different devices.

#### **Open Blu-ray ripper's Key features:**

- Supports multiple formats.
- Decrypts Blu-ray discs with a third party plug-in.
- HST™ - largely increases the conversion speed.
- Easy to use.

#### [More Info](#)

## Blu-ray to HDD

**Blu-ray to HDD** is powerful Blu-ray ripping software with the ability to convert Blu-ray movies to MKV or TS files. Now you can enjoy any Blu-ray movie on the PC with software players (like KMplayer, Mplayer and PowerDVD), or on the TV with an HDD player (MVIX, TVIX).

#### **Blu-ray to HDD's Key features:**



- Converts Blu-ray to MKV or TS files.
- Movie-only copy.
- Rips with high definition and highest rate.
- Fast conversion speed.

#### **More Info**

### **Open MovieBox**



**Open MovieBox** is a free smart tool to collect, keep and share your favorite movies. It allows you to get latest and popular movies from the Internet, as well as searching for the movies from the Internet as you like.

#### **Open MovieBox's Key features:**

- Gets latest and popular DVD/Blu-ray movies from the Internet.
- Searches for the movies from the Internet.
- Shares movies on the PC with others through iPad 1 or iPad 2.
- Plays back the video files in the movie database directly.
- The plug-ins help you collect video files from the discs/Internet.

#### **More Info**

### **Game-Cloner**

REAL GAME COPY  
WITH YOUR DVD BURNER!



**Game-Cloner 2** is the smart game copy software to copy PS3 games, PS2 games, Xbox 360 games, Wii games and PC games. Besides the game disc copy, it can also make ISO files and copy the ISO file from the hard disk to a blank disc.

**Game-Cloner 2's Key features:**

- Creates ISO files from the original game disc.
- Copies the ISO file from the hard disk to a blank disc.
- Supports for various game copy.
- Burns a game directory from the hard disk to a BD-R or DVD-R.

**More Info**

# Open DVD Ripper:Mac

EXCELLENT DVD RIP SOFTWARE FOR MAC OS

Rip DVD movies to various video and audio formats with high quality on Mac OS.

» Click here to learn more

## About Us

OpenCloner Inc. is a professional software developer dedicating to the development and distribution of digital media solutions. Its products are famous for powerful functions and high quality. DVD-Cloner is one of the best selling DVD copy programs on the market and ranks No.1 on many review websites.



DVD-Cloner 9 comes with its powerful functions and fire-new one-click interface to make DVD copy extraordinarily easy. Its all-round upgraded HST™ technology can decrypt all the DVD protections, and the optimized DVD reading speed enables you to copy a DVD movie just after a cup of coffee. [Click here to learn more.](#)

DVD-Cloner Platinum is powerful DVD copy/conversion/burn software. It has all the features of DVD-Cloner plus the ability to convert all your DVD movies to iPod Nano, Classic and Touch. [Click here to learn more.](#)



DVD-Cloner for Mac 3 is the up-to-the-minute generation of the top DVD copy software for Mac worldwide. It enables you to copy/clone/burn DVD movies on Mac with lossless quality. [Click here to learn more.](#)



iPod-Cloner is a one-click solution to convert all kinds of DVD to iPod compatible formats. Its built-in iPod Files Manager allows you to transport all files, including music, video, movies and TV shows directly from PC to iPod. [Click here to learn more.](#)



Open DVD ripper 2 is a magical and smart tool for you to rip DVD movies with versatile functions and perfect output quality. This powerful DVD ripping tool allows you to rip DVD movies to many different video and audio formats. [Click here to learn more.](#)



Open DVD Ripper for Mac is a powerful DVD ripping tool for Mac OS which can realize nearly all the functions of Open DVD ripper on Mac OS with its intuitive interface and high ripping speed. [Click here to learn more.](#)



Stream-Cloner is an all-in-one leading stream downloader with powerful functions and fast speed. It allows you to download online movies, TV shows, flash and capture streaming video/audio whenever you want from the Internet. [Click here to learn more.](#)





Blue-Cloner 3 is a one-click Blu-ray tool to make perfect Blu-ray copy faster and more easily. Its brand-new customized copy mode enables you to make Blu-ray backups according to your preferences. [Click here to learn more.](#)



Blu-ray to DVD II Pro is perfect Blu-ray converting software which allows you to copy Blu-ray movies to DVD or AVCHD with only one click. Its innovative HST™ Technology will make the Blu-ray to AVCHD conversion extremely fast, 500% faster than before. [Click here to learn more.](#)



Open Blu-ray ripper is high-grade Blu-ray ripping and converting software. It gives you the freedom to convert the latest Blu-ray movies to a great variety of audio and video formats and enjoy the movies on different devices. [Click here to learn more.](#)



Blu-ray to HDD is powerful Blu-ray ripping software with the ability to convert Blu-ray movies to MKV or TS files. Now you can enjoy any Blu-ray movie on the PC with software players (such as KMplayer, Mplayer and PowerDVD), or on the TV with an HDD player (MVIX, TVIX). [Click here to learn more.](#)



# Open MovieBox

Collect, keep and share your favorite movies

Open MovieBox is a free smart tool to collect, keep and share your favorite movies. It allows you to get latest and popular movies from the Internet, as well as searching for the movies from the Internet as you like. [Click here to learn more.](#)





# GAME-CLONER

REAL GAME COPY WITH YOUR DVD BURNER!

Game-Cloner 2 is the smart game copy software to copy PS3 games, PS2 games, Xbox 360 games, Wii games and PC games. Besides the game disc copy, it can also make ISO files and copy the ISO file from the hard disk to a blank disc. [Click here to learn more.](#)

## SUPPORT

Contact to solve any problem.



The Support Center is designed to help customers solve their problems quickly and effectively. If you encounter any problem while using our products, please feel free to contact us, and our support team is always ready to help you with any question or comment you have about our products.

Click [here](#) for more about OpenCloner Inc.

Copyright © 2002-2012 by OpenCloner Inc.. All rights Reserved